

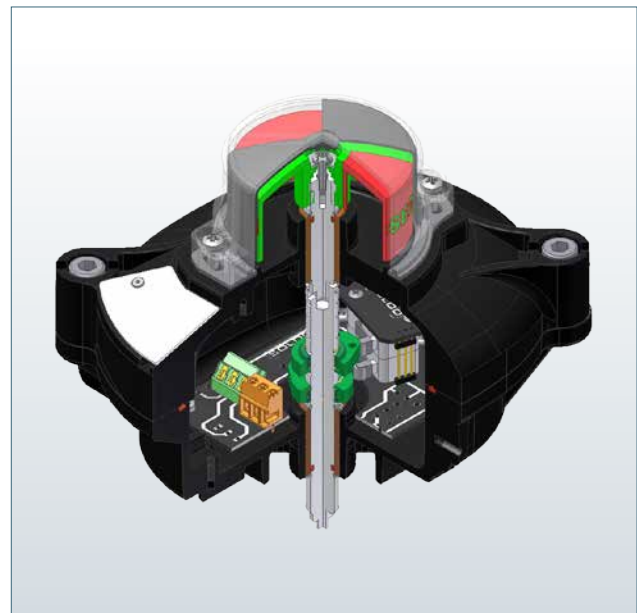
SX - SH limit switch box series

Heavy-duty limit switch boxes, designed for hazardous areas, provide a visual and electrical remote position feedback on automated valves.

The SX matches the Exd IIB T6 standards. The SH is our solution reaching Exd IIB + H2 T6 requirements. SX and SH, thanks to spare pass through terminals, the three cable entries either metric or imperial and different visual position indications, provide a highly customizable solution meeting a wide range of applications. These include, but are not limited to, oil and gas (both on-shore and off-shore) and petrochemical industries.

Features

- Twin shaft design, ensuring a complete sealed device: the shaft is split in two parts, each fitted and sealed into the body and cover for the best weather insulation even during opening operation
- Enhanced flexibility of electrical feedbacks options
- Up to three cable entries available in different sizes
- Easy wiring through the terminal PCB board
- NOVA V3™ switch option ensures extreme durability and high power switching capabilities
- 4-20 mA position transmitter options
- Captive bolts on the screwed lid



Product Specification

Technical Data:

Materials

- Die-cast aluminum body and cover with polyester powder coating
- Stainless steel fasteners and shafts

Approvals:

ATEX, IECEx, EAC, CCOE, INMETRO

Ex II 2GD Ex d IIB T4/T5/T6 Gb (SX series)

Ex II 2GD Ex d IIB + H2 T4/T5/T6 Gb (SH series)

Ex tb IIIC T135/T100/T85°C Db

Ta: -20 °C ≤ Ta ≤ 105 °C / 75 °C / 60 °C

UL:

Class I Division 1 Groups B, C, D Division 2 Groups A, B, C, D

Class II Division 1 Groups E, F, G Division 2 Groups F, G

SIL certificate:

Up to SIL 3 certified by TÜV

Protection rating:

IP 66 / 67

Cable entries options:

Up to three cable entries for metric and imperial sizes

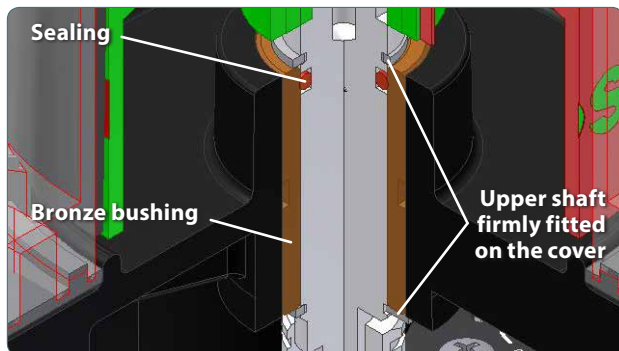
Temperature:

-20 °C +80 °C as standard temperature range (depending on switch selection)

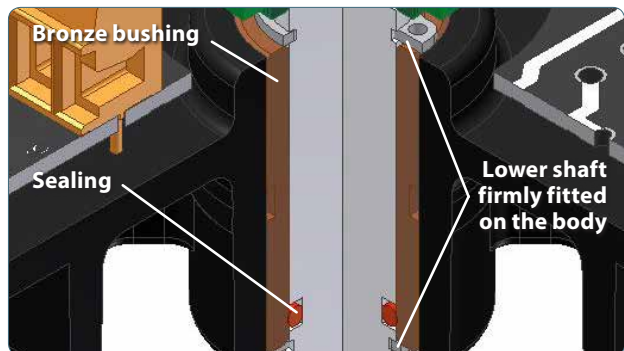
-40 °C +105 °C available on request

Twin shaft design features

- The shaft is split into two parts; both parts fitted and sealed respectively on body and cover
- During opening and closing the grease remains in place ensuring a safe and smooth operation
- Self lubricant bushing on both sides aligning shafts and hedging in o-rings
- The indicator is hardly connected to the upper shaft, avoiding any matching and aligning issue
- The interior electrical components are completely protected against atmosphere environments



Upper shaft



Lower shaft

Soldo switch and sensors options:

NOVA V3™ N1

- Proximity hermetically sealed snap acting SPDT switch
- High power loop: rating up to 5A @ 250 VAC - 5A @ 28 VDC
- Temperature range -50 °C , +95 °C



NOVA V3™ N3

- Proximity hermetically sealed snap acting SPDT switch
- High power loop: rating up to 1A @ 250 VAC - 1A @ 30 VDC
- Temperature range -50 °C , +95 °C



NOVA V3™ N4

- Proximity hermetically sealed snap acting DPDT switch
- High power loop: rating up to 5A @ 250 VAC - 5A @ 28 VDC
- Temperature range -50 °C , +95 °C



REED C4

- Proximity hermetically sealed reed SPDT switch
- Inert gas contact chamber
- Rating up to 1A @ 24 VDC
- Temperature range -60 °C , +100 °C



REED C8

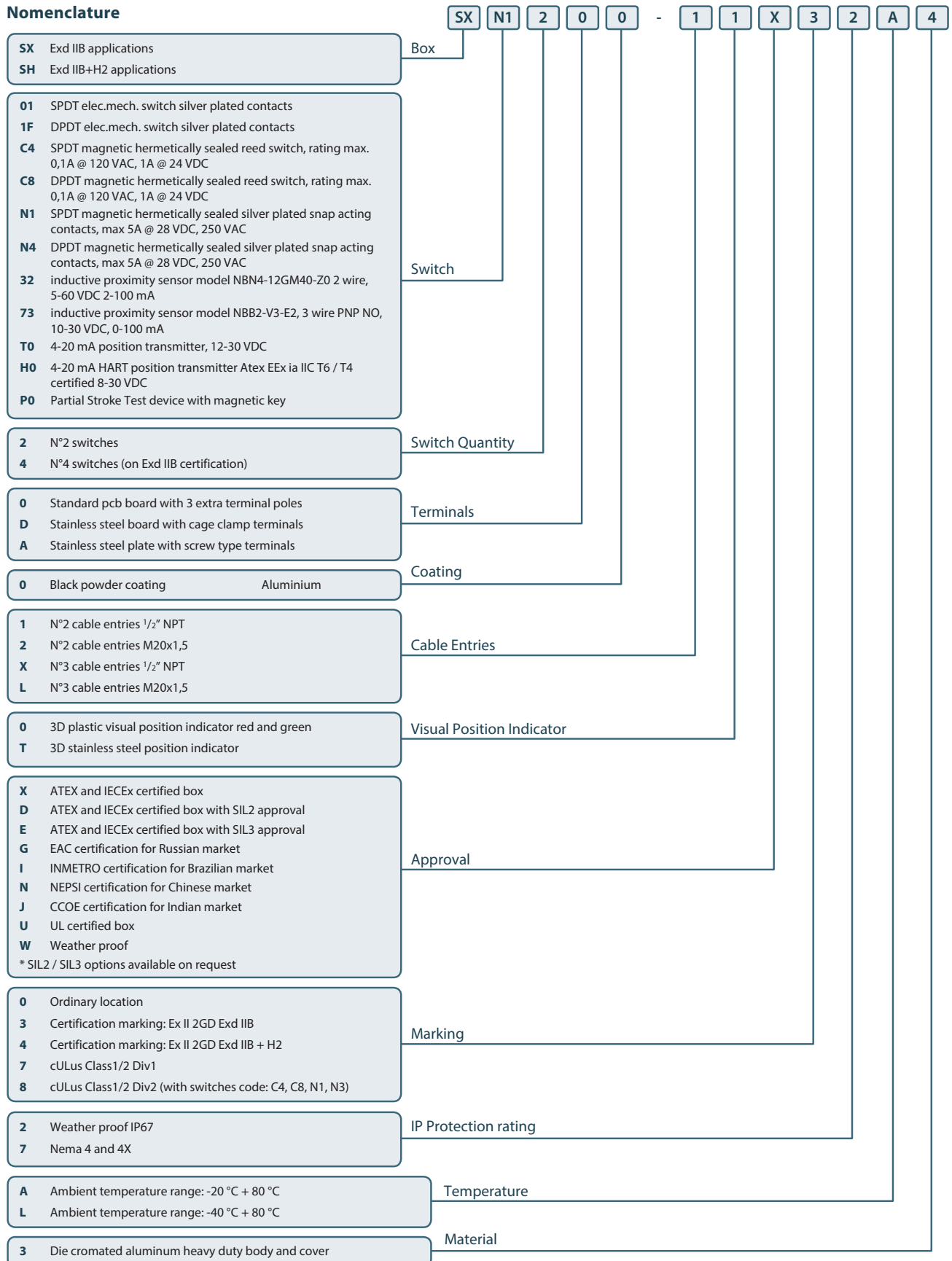
- Proximity hermetically sealed reed DPDT switch
- Inert gas contact chamber
- Rating up to 1A @ 24 VDC
- Temperature range -60 °C , +100 °C



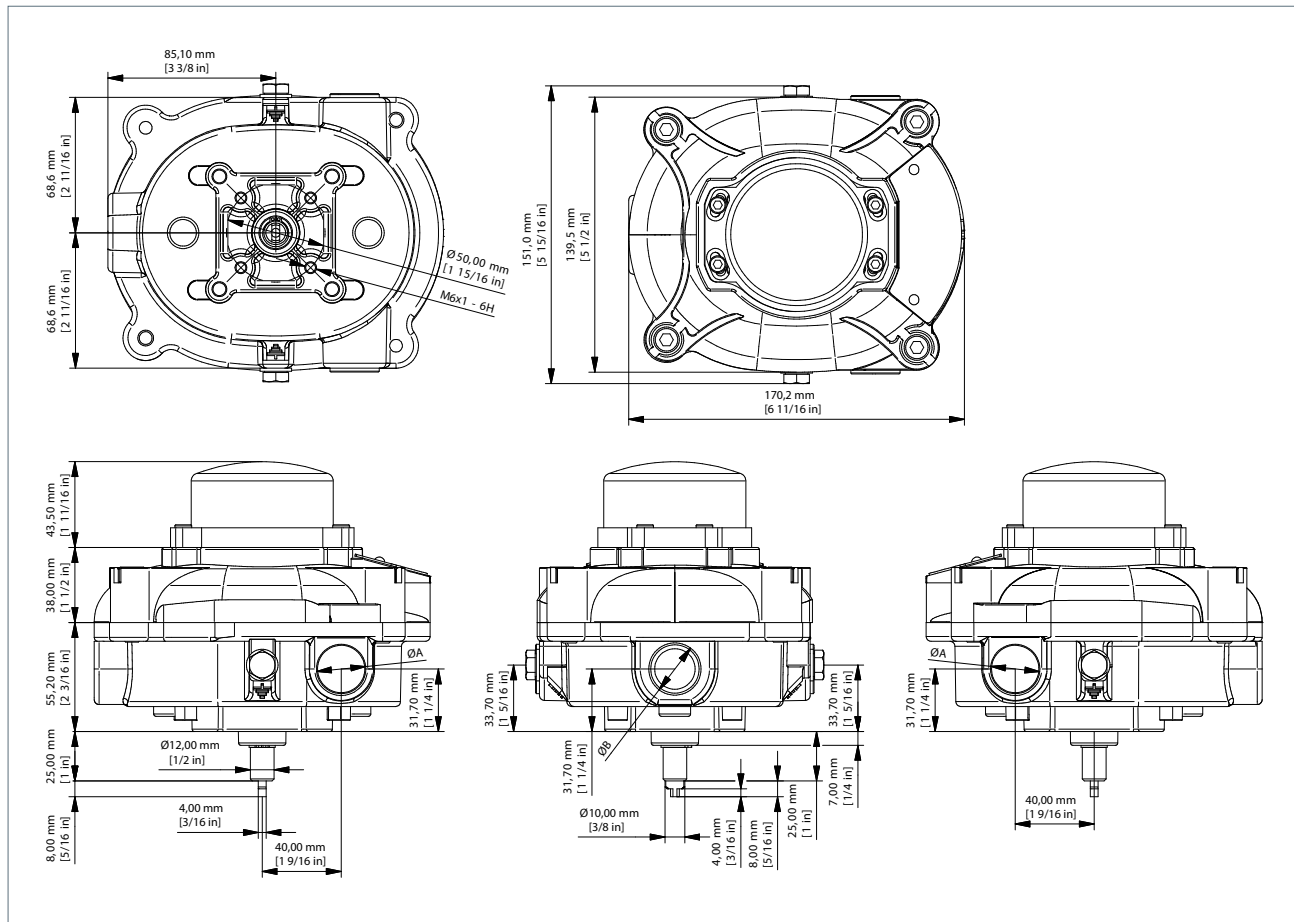
More options available on request.

Product Ordering Matrix

Nomenclature



Dimensional Data



Cable entry dimensions

Code	Entry A+A	Entry B
1	n.2 1/2" NPT	-
2	n.2 M20 x 1,5	-
X	n.2 1/2" NPT	n.1 1/2" NPT
L	n.2 M20 x 1,5	n.1 M20 x 1,5



www.soldo.net

Europe

Soldo SRL
60, Via Monte Baldo 25015
Desenzano Del Garda
Brescia, Italy

Tel: +39 030 9991309
Fax: +39 030 91419779
Email: sales@soldo.net

USA

Soldo USA LLC
3920 Westpoint Blvd.
Winston-Salem
NC 27103

Tel: +1 (336) 659 3400
Fax: +1 (336) 659 9323
Email: sales@soldousa.com

PUB109-010-00
Issue Date 11/14

As part of a process of on-going product development, Soldo reserves the right to amend and change specifications without prior notice. Published data may be subject to change. For the very latest version release, visit our website at www.soldo.net

The name Soldo® is a registered trademark. Soldo recognizes all registered trademarks. Published and produced in the UK by Soldo, POWSH1114

