



L1319CH

Luminaires

For Use In Hazardous Locations



CID2
Group
A, B, C, D

IP67

NEMA
6

Protection

- Class I, Division 2, Group A, B, C, D

Standards

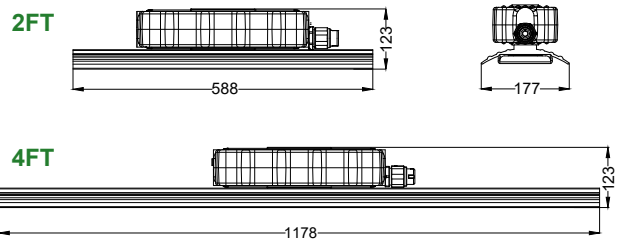
- UL 844
- UL 1598 Luminaires
- UL 8750
- CSA C22.2 No. 137-18
- CSA C22.2 No. 250.0
- CSA C22.2 No. 250.13

Net Weight : 2ft-9.3 kg (20.5 lb) / 4ft-15.3 kg (33.7 lb)

Technical Data

	2FT	4FT
Rated Voltage ($\pm 10\%$)	110 / 120 / 220 / 230 / 277 Vac	
Wattage ($\pm 10\%$)	44W / 66W 86W / 106W / 126W	88W / 132W 172W / 212W / 252W
Amps	0.16A~1.15A	0.32A~2.29A

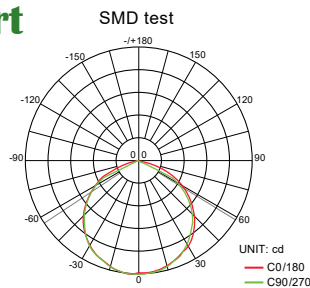
Color of LED Light	3000K (Warm White) / 5000K (Cool White) / Red / Green
Ambient Temperature	-40°C ~ +55°C, T3C
Power Factor	$\cos \geq 0.9$
CRI	Cool White ≥ 70 / Warm White ≥ 80
Lm / W ($\pm 10\%$)	Cool White $\geq 110\text{lm}$ / Warm White $\geq 100\text{lm}$
Beam Angle	X-116° / Y-114°
Frequency	50 / 60 Hz
Degree of Protection	IP67 / NEMA 6
Material	<ul style="list-style-type: none"> • Enclosure: Aluminum alloy • Glass: Tempered glass
LED Service Life	60,000 hrs
Entrance Thread	M25



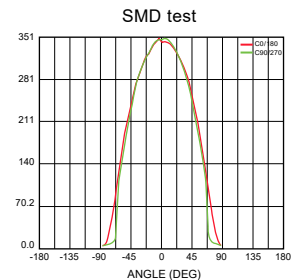
Dimension in Millimeters (inches)

Optical Report

Polar Luminous Intensity Distribution



Luminous Intensity Distribution Diagram



Model Code

THT	H	1319	C	C	B	C	9	2A	01	WHT
			①			②	③	④		⑤

① Length & Glass type

C=2ft, clear glass
D=4ft, clear glass

② C.C.T.

C=Cool White, W=Warm White
R=Red, G=Green

③ Voltage

1=110V, 6=120V, 2=220V,
D=230V, 9=277V

④ Wattage

D4=44W, F6=66W, H6=86W,
H8=88W, J6=106W, L6=126W,
M2=132W, R2=172W, V2=212W,
2A=252W

⑤ Mounting Bracket Type

WHT(L)=Wall / Hanging Mount (Long Box)
WHT(S)=Wall / Hanging Mount (Short Box)
WHT(O)=Wall / Hanging Mount (Octagonal Box)
SL(L)=Street Light (Long Box)
SL(S)=Street Light (Short Box)

Mounting Option & Dimensions (All in mm)

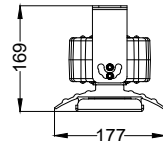
2FT

Wall / Hanging Mount

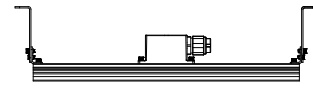
● Long Box [WHT(L)]



9.8 kg (21.6 lb)

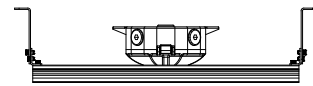


● Short Box [WHT(S)]



7.4 kg (16.3 lb)

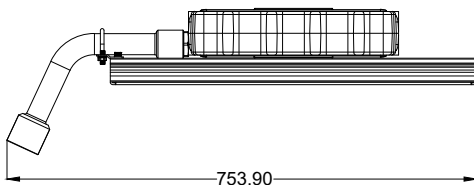
● Octagonal Box [WHT(O)]



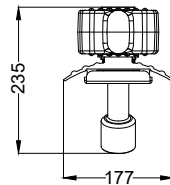
8.9 kg (19.6 lb)

Street Light

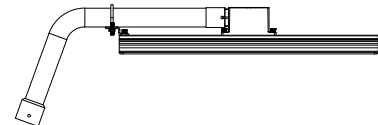
● Long Box [SL(L)]



12.3 kg (27.1 lb)



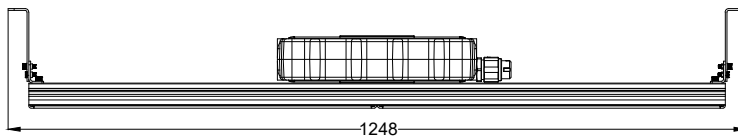
● Short Box [SL(S)]



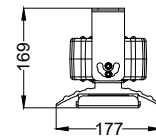
9.9 kg (21.8 lb)

4FT

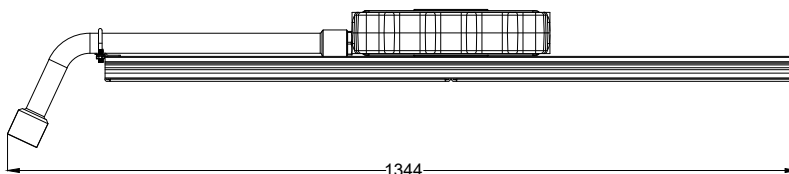
Wall / Hanging Mount Long Box [WHT(L)]



15.8 kg (34.8 lb)



Street Light Long Box [SL(L)]



19.6 kg (43.2 lb)

